

EFFECT OF THE pH PRE-ADJUSTMENT IN THE FREEZING AND THAWING EXTENDER ON POST-THAW BOAR SPERM QUALITY

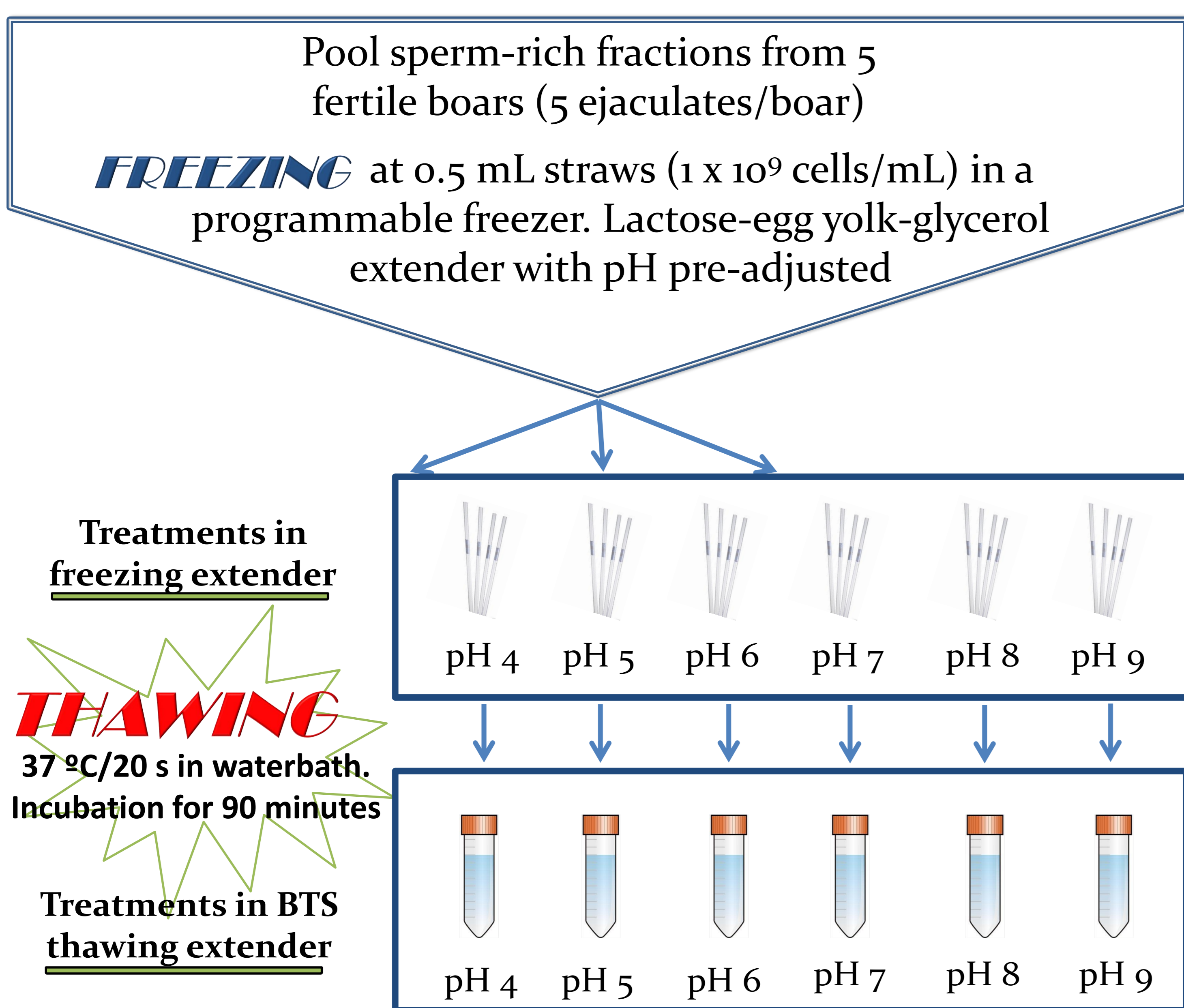
E. de Mercado*, C. Tomás, E. Gómez-Izquierdo

Instituto Tecnológico Agrario de Castilla y León. Carretera Riaza-Toro, s/n, 40153-Hontalbilla, Segovia. *Corresponding author: eduardo.demercado@itacyl.es

Introduction and Aim

The pH modification of the freezing extender can improve post-thaw sperm quality, but during thawing the pH is changed in the thawing extender. The aim of this study was to determine the effect of modifying the pH of the freezing and thawing extender on the post-thaw semen quality

Material and Methods



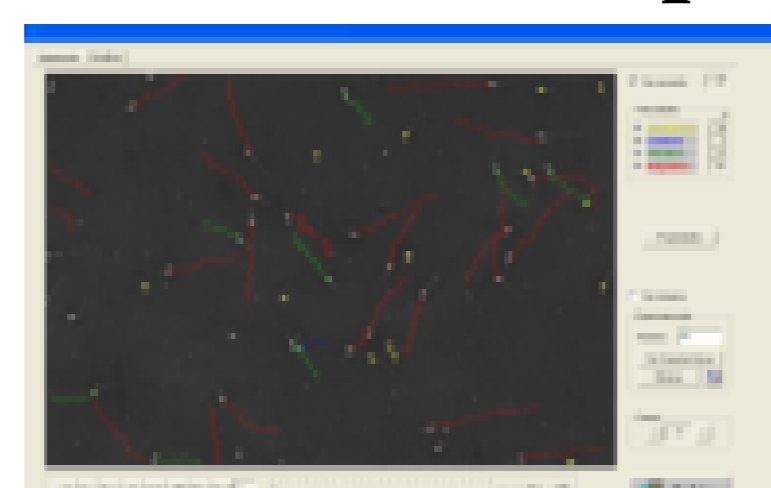
Sperm Assessment

Sperm with Normal Acrosomal Ridge (%NAR)

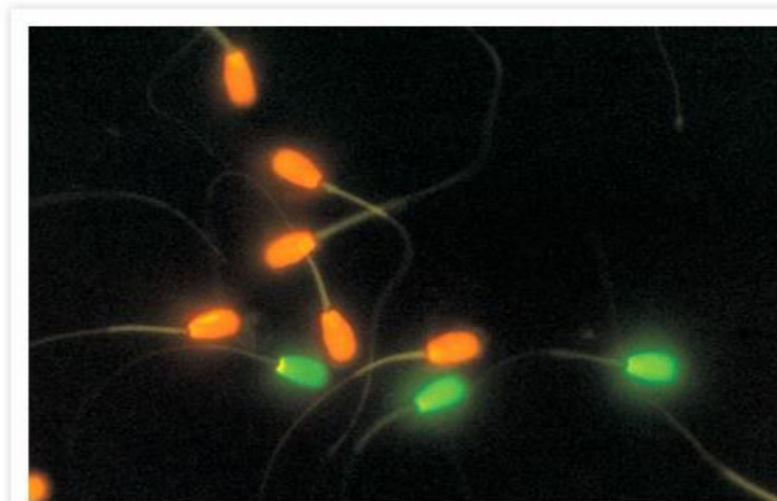


Phase Contrast Microscopy

ISAS® (Proiser, Spain)



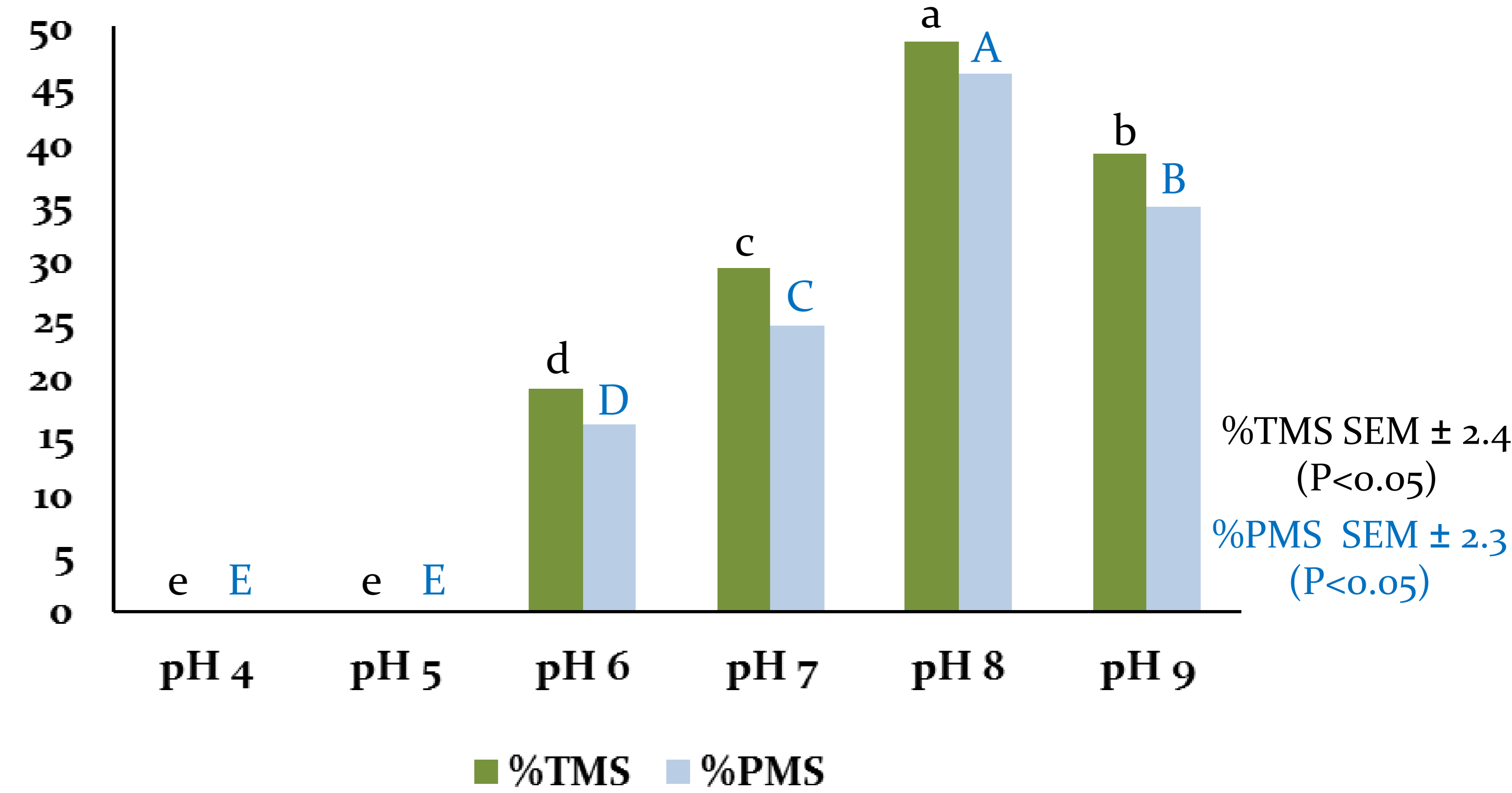
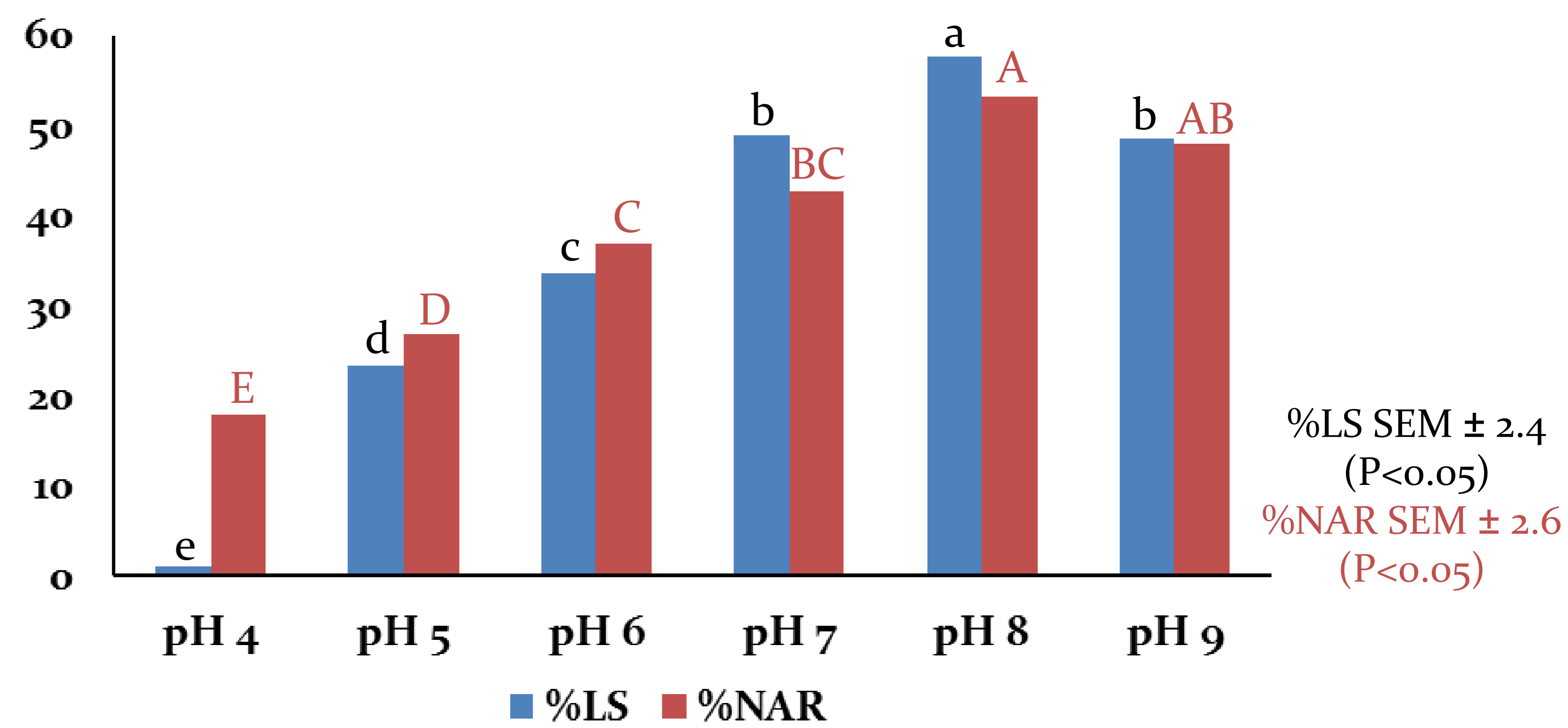
Live sperm (%LS)



Fluorescence Microscopy (SYBR14/propidium iodide)

- Total Motile Sperm (%TMS)
- Progressively Motile Sperm (%PMS)
- Kinetic Parameters

Results



| | pH 4 | pH 5 | pH 6 | pH 7 | pH 8 | pH 9 | SEM (P<0.05) |
|------------|----------------|----------------|-------------------|--------------------|-------------------|-------------------|--------------|
| VCL (µm/s) | 0 ^c | 0 ^c | 55.5 ^b | 64.7 ^a | 64.8 ^a | 68.5 ^a | 1.7 |
| VSL (µm/s) | 0 ^d | 0 ^d | 36.6 ^c | 49.4 ^{ab} | 47 ^b | 51.7 ^a | 1.5 |
| VAP (µm/s) | 0 ^c | 0 ^c | 42.3 ^b | 57 ^a | 57 ^a | 58.3 ^a | 1.7 |
| LIN % | 0 ^c | 0 ^c | 65.8 ^b | 76.4 ^a | 72.6 ^a | 75.5 ^a | 1.4 |
| STR % | 0 ^c | 0 ^c | 86.4 ^a | 86.8 ^a | 82.6 ^b | 88.6 ^a | 0.9 |
| WOB % | 0 ^c | 0 ^c | 76 ^b | 88 ^a | 87.9 ^a | 85.2 ^a | 1 |
| ALH (µm) | 0 ^c | 0 ^c | 2.25 ^a | 1.97 ^b | 1.9 ^b | 2.27 ^a | 0.05 |
| BCF (Hz) | 0 ^c | 0 ^c | 7.74 ^b | 8.4 ^a | 8.26 ^a | 8.57 ^a | 0.17 |

Conclusion

The pre-adjustment to pH 8 of the freezing and thawing extender would improve the post-thawing semen quality